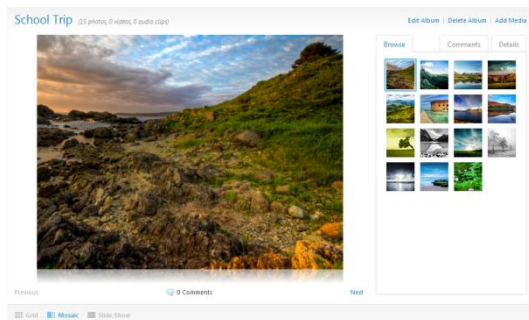


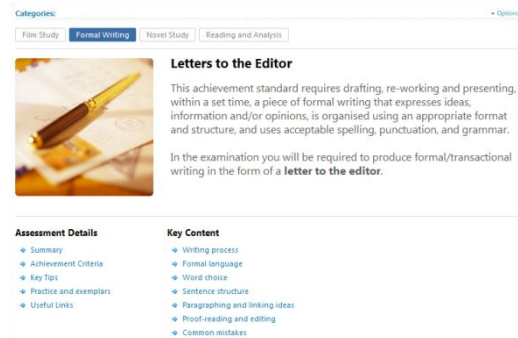
Highlights



Expanded and Enhanced Media

Redesigned from the ground up, the new Media Gallery not only looks and showcases your photos and videos better, but it now also supports audio files.

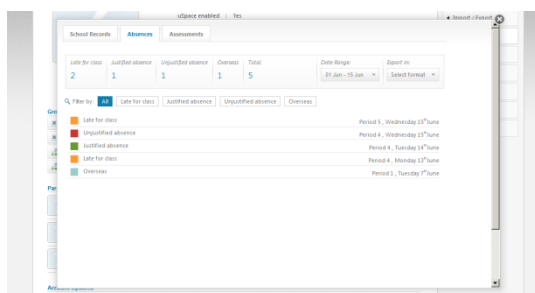
[Read more...](#)



The Categories Module

Introducing a brand new way to easily organise and link to your page content without menus, and it's available for both web and class pages.


[Read more...](#)



SMS-LMS Interoperability 2.2

Updated support for the latest schema revision, plus many tweaks and enhanced options to customise your synchronisations.

[Read more...](#)

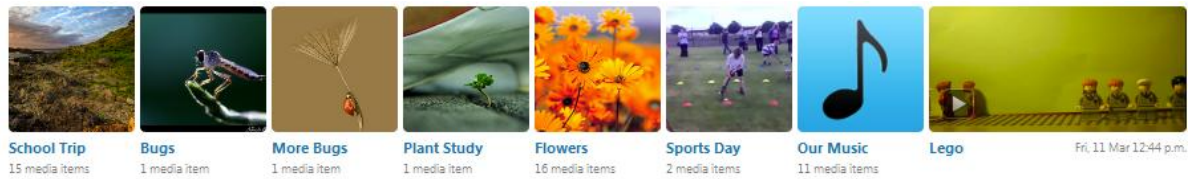


Identity & Access Management Support

Integrated Single Sign-On (SSO) capabilities, either through an approved SimpleSAML Identity Provider or Microsoft Live@edu.

[Read more...](#)

Expanded and Enhanced Media



Album thumbnails

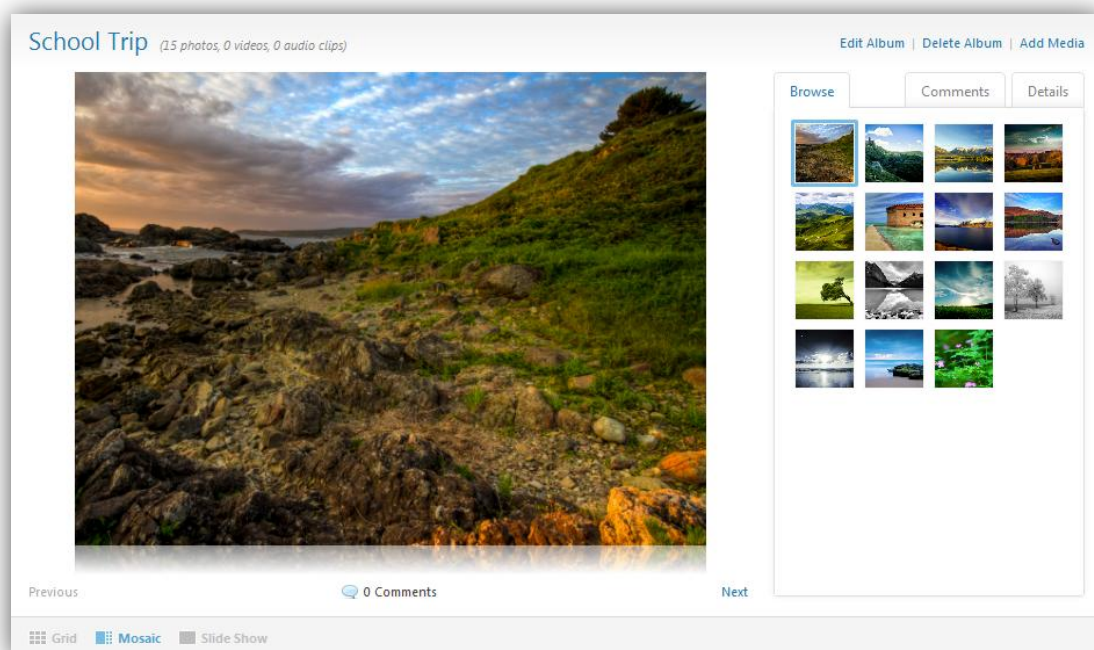
We know that visual impact is key to engaging a web audience, so the first thing we wanted to achieve with the new Media Gallery in Ultranet 2.3.4 was making the photos and videos really pop from the page.

To achieve this, we've introduced album thumbnails to the page display, so now you can get a sense of the contained media at a glance. It even supports quick preview swiping, so hovering across the album reveals a selection of the contained media thumbnails. There's also a flag to make featured videos display directly on your page.

All together now, with room for everybody

Sometimes, it's best to just let your photos and videos speak for themselves, so we've also completely re-done the Media Gallery Albums to give you more space to showcase your media.

Firstly, we've consolidated all the media into a single section, so you don't have to flip between photos and videos. Next, we added a new Grid view for previewing the album contents, and then a much larger viewing area under the Mosaic view. The sidebar now includes a larger selection of thumbnails for paging between files, and the object details and comments panels are enclosed within this.



Sound good yet?

You asked for it, and now it's here—the Media Gallery now supports a third media type: audio files. Now you and your students can upload speeches, music recordings, verbal reflections, foreign languages... a whole new range of possibilities! And just like with the photos and videos, Ultranet automatically converts the file to a streaming object with built-in player controls.

The additional audio file types supported are: MP3, M4A, WMA, WAV and OGG.



Sharing the love

We were so proud of the new look and features of the Media Gallery that we didn't want to just leave it there—so we've incorporated the new rich photo/video/audio support to all the related media modules:

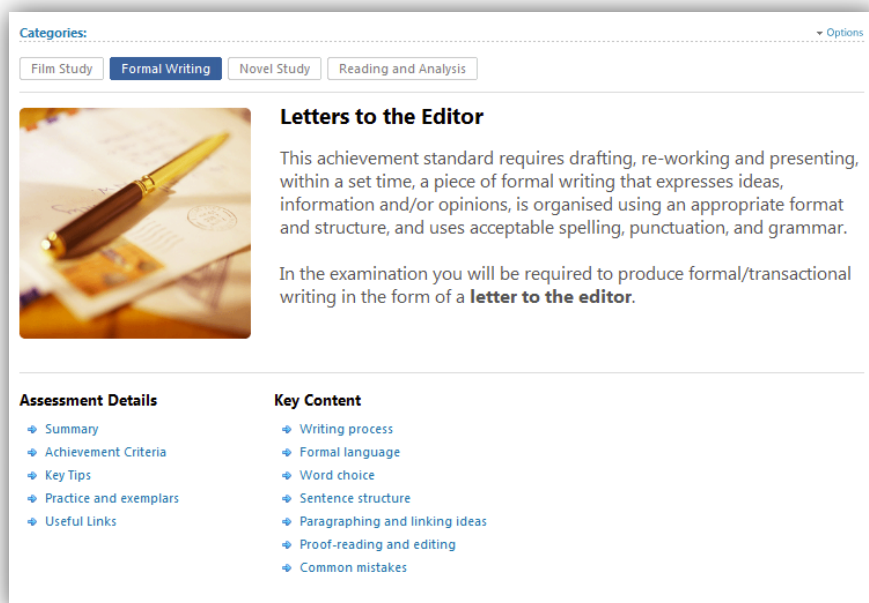
- The Discussion forum now has the Media tab and preview bar, so online conversations can be spurred or supplemented with visual/aural aids.
- The QuizBox now supports video and audio question/answer options, making it more engaging and interactive for your students.
- uSpace Photos and Videos have been consolidated into a single uSpace Media section, which again includes audio file support—excellent for recording verbal reflections.

The Categories Module

There has to be a better way...

We've seen a lot of Ultranet sites evolve over the years now, and one thing that never seems to be quite big enough is the page menu. The problem of course is that the bigger the menu grows, the harder it is to find and navigate to where you want to be!

The Categories module has been designed as a better way to sort and link to pages within Ultranet. The module allows you to divide your Sub Pages into categories (e.g. arrange them by topic, strand, theme, etc). Each category then has a further sub-category structure, so pages don't all appear in one jumbled mix.

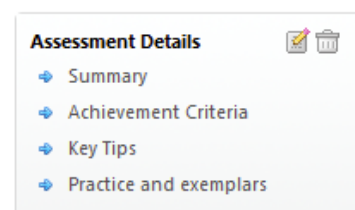


Page links in the Categories module also don't have to be restricted to the same menu layer. You can have one page link that is an immediate Sub Page, and another link directly below it that actually links to a page several layers deeper than the first. It doesn't matter—it's about what category it fits into. So dive in and try it to see how it works for you and your pages!

Easy setup

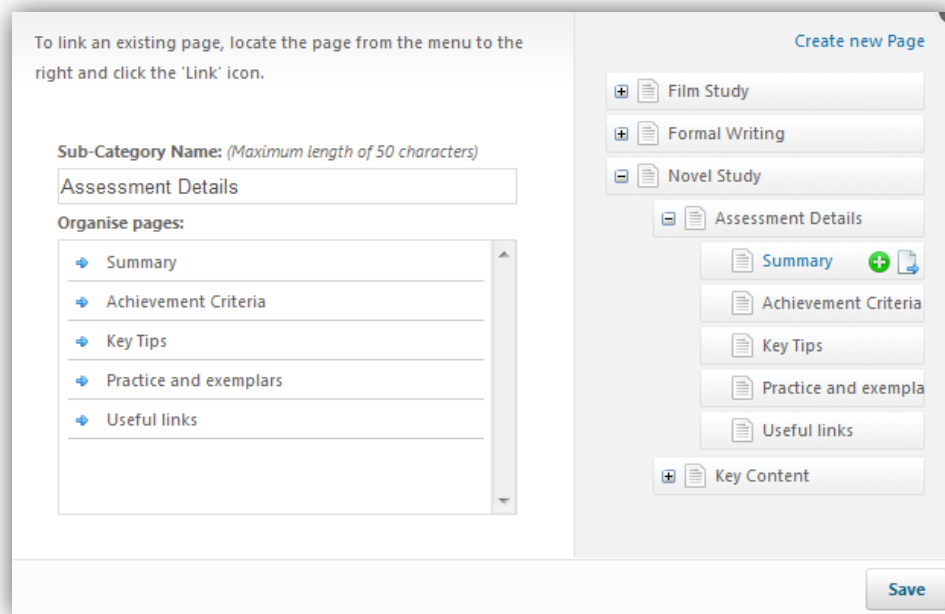
Creating Categories is really easy and follows similar conventions used in other modules. Categories come with a pre-formatted layout and picture thumbnail option, so you don't have to worry about adjusting fonts and position for it to look good. Simply type in the description details, upload a picture and click 'Save'.

Sub-category and page link order can be organised easily via drag-and-drop. And if you make a mistake and need to remove a category or sub-category, it's not a problem because the Sub Pages created all remain intact in the menu location you left them.



No existing pages required


If you're starting up a brand new page in Ultraset that doesn't already have a Sub Page structure, the Categories module is still a great starting point. We've built the page creation tools inside the Categories module, so you don't need to hope back and forth between modules. Plus, those pages can be moved around to a different location later—and the Categories links will still work.



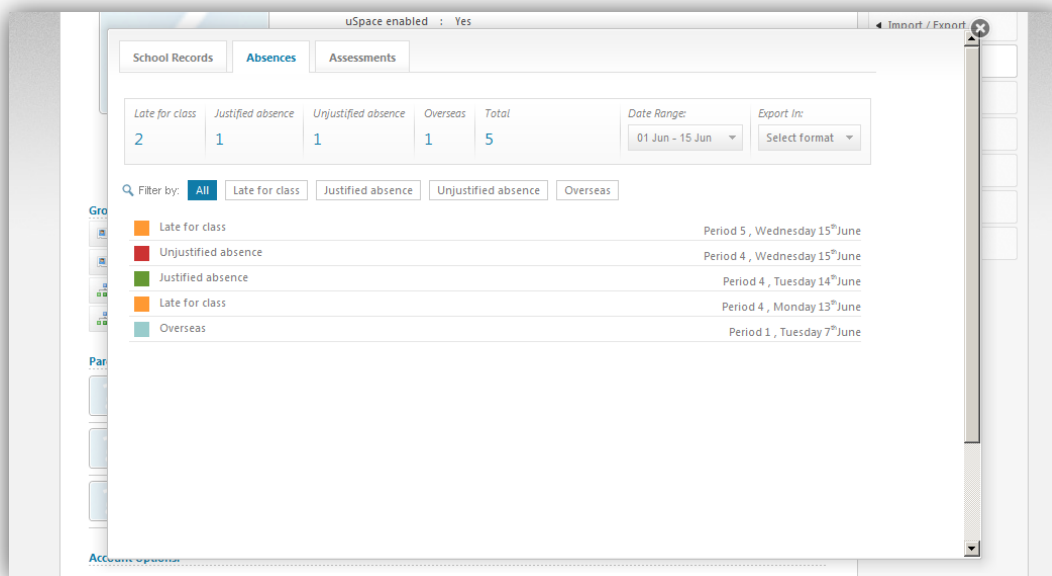
SMS-LMS Interoperability 2.2

The present is absent

The Ministry of Education’s latest SMS-LMS Interoperability Schema (version 2.2) features a few tweaks to the rules and data flows, but one big shift has been with the Attendance records. Previously, the Interoperability process was heavily bogged down with transferring full attendance records for each child—present, justified absence, unjustified absence, late for class, overseas and unknown/unmarked.



The new schema provides the ability to lighten the load and only transmit the absences. That way, parents only get attendance data if their child has missed classes, and can see a neat summary of these on a grid. Ultranet now supports this new standard, so if your SMS is likewise capable of transmitting using Schema 2.2, you and your parent community will be able to see the revised Attendance display panel.



Customise and fine-tune your sync

We've been setting up SMS-LMS Interoperability for a number of schools now and have noticed quite a variety of ways in which schools are wanting to customise the automated processes. So Ultraset 2.3.4 features extensive work on extending the options and alternatives for Interoperability. Here's an overview:

- The automated User ID format is no longer limited to "FirstName.LastName". It can now also include the SMS ID or custom text as a prefix, suffix or delimiter.
- Teacher and Parent SMS IDs can now have a prefix or suffix added to help identify them easily on the database, and to ensure uniqueness of accounts across the user types.
- Schools can now choose to only synchronise groups coming from the SMS (i.e. disable automated page creation), or ignore groups and pages entirely and just bring across user accounts.
- When Student and/or Parent accounts are dropped from the synchronisation list, schools can now choose whether their Ultraset accounts will be automatically deleted or just disabled.
- There is now a toggle to enable control of class pages. Class page titles can either stay synchronised with the SMS, or can be renamed by teachers to something more appropriate and meaningful.

Say 'cheese'!

Although Ultraset has always supported automated Display Photo transfer via Interoperability, some schools have not been able to utilise this feature due to particular limitations in their SMS. So in Ultraset 2.3.4, we've added the ability to upload display photos in bulk. This function now resides alongside the manual Report and Timetable upload controls under **Administration > Gateway Services**.



Identity & Access Management Support

One username, one password

Single Sign-On (SSO) is a great feature when you are working in an environment that encompasses many disparate software tools and systems, each requiring a different username and password—something that definitely can get unmanageable.

With SSO, you will be able to eliminate this hassle by having those systems transfer the authentication process to a centralised service. Your credentials remain consistent across the different platforms and you can manage password updates in just one place.

So if your school has enabled, or is subscribed to, a compatible SimpleSAML Identity Provider, you can now request to have your Ultranet site configured to transfer authentication control to it. Also, if you are interested in Single Sign-On but are not currently subscribed to an Identity Provider service, we can help you out here too.

Find out more here:

<http://www.edtech.co.nz/networks/cloudsolutions/singlesignon/>



Microsoft Live@edu

Ultranet 2.3.4 also features an additional operation mode that allows you to link authentication to Microsoft Live@edu, which is a free suite of hosted Microsoft services and applications that are intended for educational needs.

Once connected with your Ultranet site, it means that you can sign in to Ultranet using your Microsoft Live ID username and password. It also allows your Ultranet Dashboard to fetch information from your Live account, such as recent mailbox alerts and links to your SkyDrive. Clicking on these takes you straight to the service—and you won't have to sign in again!

Find out more about Live@edu here:

<http://www.microsoft.com/education/solutions/liveedu.aspx>

Other notable additions and features



Move Class Pages

Teachers and Administrators now have the ability to move individual pages or an entire virtual classroom, including sub pages, to a completely different menu branch.

For example: moving three class pages to be under a single 'Syndicate' page, or several classes under a 'Department' page.



Admin Tools

Teachers can now manage and restore their deleted pages themselves, directly from the

Dashboard > My Admin Tools.

We've also added a new feature to allow schools to rename groups—particularly useful if the format exported from the SMS is not quite user-friendly!



Google Analytics Integration

Expanded usage statistics and site analytics data are now available by linking your Google Analytics account with Ultranet.

Using Google Analytics, you'll be able to view in rich, graphical detail the hits on your Ultranet site, popular landing and exit pages, visit durations and much, much more.

Find out about Google Analytics by visiting [their website](#).

		<i>Revision Quiz</i>	<i>Speech</i>		
	Alan Sherwood 100026	<i>Pass</i>	<i>2/5</i>		
	Alexandra Poznanovic 100023	<i>Exc!</i>	<i>4/5</i>		
	Alison Sudwick 100028	<i>Merit</i>	<i>3/5</i>		
	Anush Govinder 100010	<i>Late..</i>			
	Arling Tenezuga 100029	<i>Good</i>			

Printable Class Lists

If you ever need to generate a quick marking grid for your class, you'll now be able to export one straight from your virtual classroom.

Simply select the 'Print Grid' option within the **Page Tools > View Class List** pop-up window, and you'll have a choice of grid columns in various portrait or landscape formats, exported straight to PDF.

There are also options to add a Page Title or Footer to the pages, so it's ready to use.

Full ChangeLog

Version 2.3.4 (June 2011)

Bookings

- Added option for creating recurring daily bookings, but skipping weekends.

Categories

- Introduced new page module for organising sub page links/menu hierarchies.

Dashboard

- Updated UI for activity feed.
- Introduced 'My Admin Tools' panel for teachers to manage group labels and deleted class pages themselves.
- Added password strength meter when resetting passwords.

Discussions

- Revised module interface for attaching media.
- Introduced ability to upload audio files as a new media type.

General

- Introduced support for Single Sign-On via SAML.
- Introduced support for integration with Microsoft Live@edu.
- Introduced 'Print Grid' feature to the Class List in virtual classrooms.
- Added ability to move entire virtual classroom (including sub pages) to another class menu node.
- Added ability to insert custom "Terms of Use" and "Privacy Policy" info to the footer area.
- Added toggle for targeting Internet Explorer compatibility settings.
- Expanded Admin options for editing templates for all automated emails.

Group Admin

- Introduced ability to re-label a group with a different title.
- Added search filters to show groups created manually or via Interoperability.

Import / Export

- Added export options to fine-tune what accounts are included in the CSV export.
- Added ability to export CSV summary of student-parent/caregiver mappings.

Media Gallery

- Re-designed module interface and page display.
- Introduced ability to upload audio files as a new media type.
- Added ability to auto-clear comments after specified duration.

Module Management

- Added master service switches for Daily Digest and Moderation Digest email feature.

My Books

- Revised the user interface for the Access-It Library portal page on Dashboard.

News Centre

- Added option to attach hyperlinks or documents within articles.
- Added paging to related articles list.

Page Admin

- Added ability to restore deleted WebSpace pages.
- Added search filters to show class pages created manually or via Interoperability.
- Added search option to toggle inclusion of sub pages in results.

Page Editor

- Updated Page Editor plug-in to address Internet Explorer 9 compatibility issues.

Parent Portal

- Expanded view access to include uSpace Folio Tasks in progress.
- Added panel for display of STAR tests (if/where this data is included from the SMS).

QuizBox

- Added ability to attach full media types (videos and audio) to quiz questions/answers.

SMS-LMS Interoperability Gateway

- Included support for SMS-LMS Interoperability Schema 2.2.
- Updated Attendance screen UI to reflect Schema revision (exclusion of Present records).
- Expanded rules to customise new User ID format per user type.
- Introduced option to add prefix/suffix to incoming SMS IDs for Teacher/Parent accounts.
- Introduced ability to import student display photos manually.
- Added option to export XML batch directly from the Interoperability Log panel.
- Added toggle to control group/page creation rules when synchronising.
- Added toggles to control automated Parent/Student account deletion/disabling.
- Added toggle to control class page title synchronising with the SMS.
- Revised Interoperability Client to check for batch on start-up and restarts.

Usage Statistics

- Introduced option to enable Google Analytics tracking (configured under Module Management).

User Admin

- Enhanced User Activity export to include detailed HTML view and updated CSV export view.

uSpace

- Consolidated Photos and Videos panel into new Media panel.
- Introduced support for audio files in the new Media panel.
- Added ability for teachers to bulk-publish to all users in a Folio Task list.
- Added option for teacher to toggle visibility of Teacher Comments to buddies.
- Revised workflow and UI for Folio Task submission/re-submission.